




# CIRT PROPERTY FUND



Information is correct at 30 June 2018

## FUND FACTS

|  |   |
|--|---|
|  <b>OBJECTIVE</b>        | To generate a blend of rental income and capital growth |
|  <b>INVESTMENT STYLE</b> | Active  |
|  <b>ASSET MIX</b>        | Property  |

## FUND DESCRIPTION

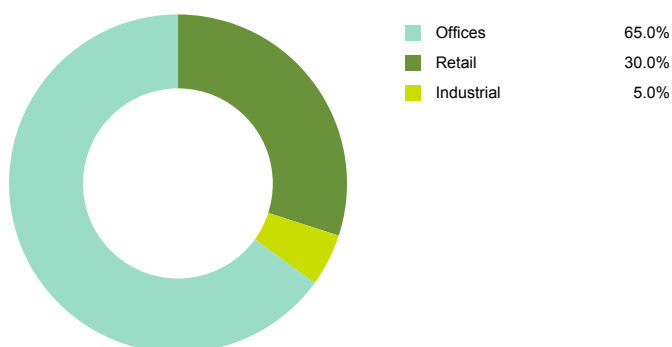
The Irish Property Fund is an actively managed Property Fund, which gives investors exposure to Irish Commercial Property. The fund is invested in a well diversified spread of commercial properties with a mix of office, retail and industrial properties. The properties are let on long-term leases to a portfolio of blue-chip tenants. This gives the fund a steady and secure source of income.

**Warning: If you invest in this product you may lose some or all of the money you invest.**

## RISK LEVEL

|          |   |   |             |   |           |   |
|----------|---|---|-------------|---|-----------|---|
| 1        | 2 | 3 | 4           | 5 | 6         | 7 |
| LOW RISK |   |   | MEDIUM RISK |   | HIGH RISK |   |

## PROPERTY SECTOR DISTRIBUTION



## TOP FIVE HOLDINGS

| PROPERTY                     | COUNTRY |
|------------------------------|---------|
| 13-18 City Quay              | Ireland |
| 2 Grand Canal Square, Dublin | Ireland |
| City Quay, Dublin            | Ireland |
| Georges Quay                 | Ireland |
| Stephen Court, Dublin        | Ireland |

Part of this fund may borrow to invest in property. In certain circumstances we may need to delay switches, withdrawals or transfers out of this fund and delays may be significant.

This fund is provided by Irish Life Assurance plc and is managed by Irish Life Investment Managers Limited. It is developed together with CIRT to meet the needs of a specific client risk profile.



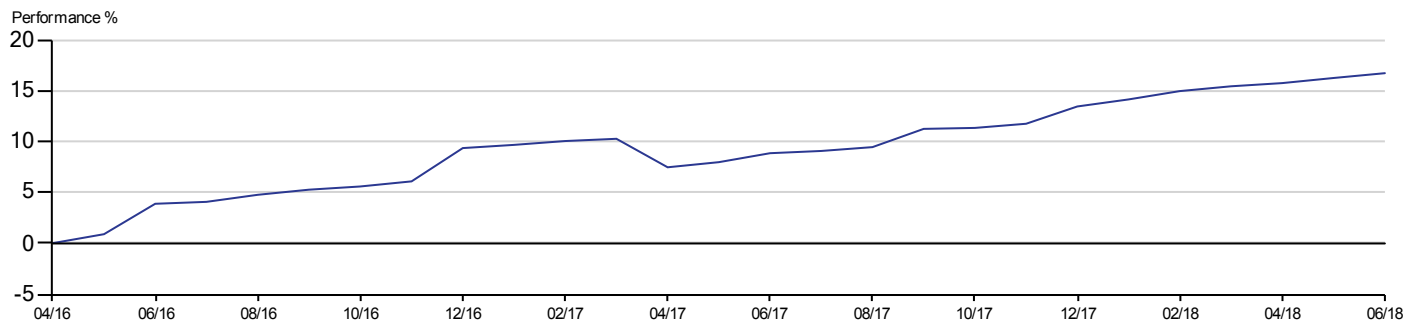
## CALENDAR YEAR RETURN

|      | 2017  | YTD   |
|------|-------|-------|
| Fund | 3.75% | 2.91% |

## PERFORMANCE AS AT 30/06/2018

|      | 1 Month | 3 Month | 1 Year | Since Launch p.a. |
|------|---------|---------|--------|-------------------|
| Fund | 0.43%   | 1.13%   | 7.25%  | 7.26%             |

## CUMULATIVE PERFORMANCE



Fund returns are quoted before taxes and after a standard annual management charge of 1.05%. There is no Bid/Offer spread.  
Launch Date (for the series used in the above performance illustration) = 12 Apr 2016; YTD = year to date; p.a. = per annum  
Source: Irish Life Investment Managers

**Warning: Past performance is not a reliable guide to future performance.**

**Warning: The value of your investment may go down as well as up.**

To find out more about our fund range and to view the latest market and fund manager updates please visit:  
<http://www.ilim.com>